




Steve Bysouth

Oakville Historical Society

I have been looking forward to this day since I was a young bug. When I was a young ladybug my wings were growing underneath a beautiful, orange, soft shell which I loved. My parents had hard, shiny, red shells covering their wings with spots all over them. I was a curious bug and asked lots of questions:



- Why are boy and girl bugs both called Ladybugs?
- Can I have a blue shell over my wings when I grow up?
- Will I have spots on my shell one day like you?

One day my parents sat me down on our leaf and they said: “Em” (my real name was “Emily”, but often I was just called “Em”) our spots were originally badges, but they have stretched and faded and look like spots now. The red colour means we have grown up and become accomplished young adults”. “What are badges?” asked Em




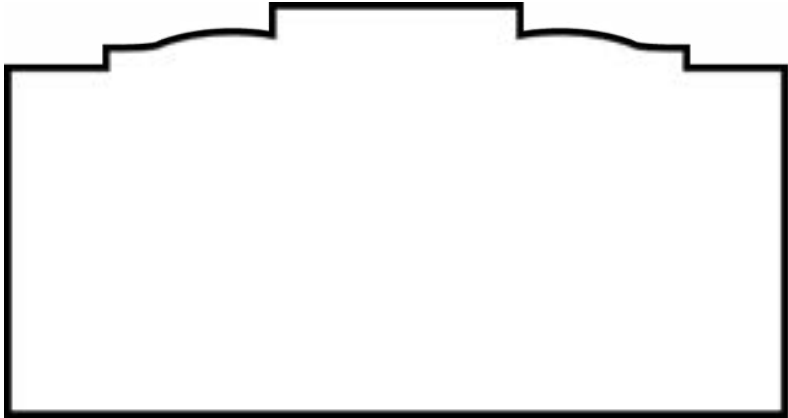
“Ladybugs can earn badges or patches by enjoying different experiences and learning things that help young ladybugs become the best bug that they can be” mom replied. “Wow, can I earn badges,” I asked excitedly

“Of course, you can and one day soon you too will have earned a pretty red shell over your grownup wings covered in badges that will also fade and stretch into spots”. Dad said

Since that talk, I have had all kinds of great experiences and learned many interesting things, sometimes by myself, and other times with a group of friends. I have earned many badges. I put them all over my nice, soft, growing shell and I only have one left to earn before I get my own red shell, the local history badge.

Drawing Page

What are some of the other badges you think Emily has earned?



Today is the day, a group of us junior Ladybugs are going to learn some local Oakville history, get our last badge, the history badge, and earn our red shell.

So we all met up on top of the sign at Lakeside Park.

An older bug, who had been waiting for us on the sign said “My name is Riley and I am going to be your history guide today. I have lived in this park all my life and so have my family going back many years. I have visited all of the old buildings in the area many times and that is where I learned what I am going to share with all of you today.” Riley said.

“First let us close our eyes and use our imagination for a minute. What if there were no houses or buildings, no smartphones, televisions or game consoles, no electricity, no cars or airplanes, no roads or sidewalks, just trees, lots of trees? The Sixteen Mile Creek flowed and splashed through the trees. Of course, we can imagine and hear a lot of birds, animals, fish and bugs. There were a few humans known as First Nations people who travelled through the area hunting and fishing. That is what Oakville was like 200 years ago until the year 1827 when things started to change”. said, Riley


“In 1827, a human named William Chisholm paid money for the land underneath the sign we are sitting on and much, much more. He used *his* imagination because he wanted to build a new town around the creek.

He asked his friend Merrick Thomas to help him plan and built it. Merrick’s house is just over there let’s go over and check it out” Riley pointed his antenna behind him and we all turned around to see the house.

“OK let’s go. Riley said

With that, he lifted his shell and spread his wings to fly and we all did the same. Riley did not fly in a straight line so he was a bit hard to follow.

We kept flying until we landed on the Thomas House sign.



Riley said “we are really lucky today the house door is open so we can fly right in” and so that is what we did.

We all landed on top of something called a clock. There were a few humans inside and one was talking about all the stuff in the house and the family who lived there a long time ago.

“This house is called a “pioneer house” and it looks like it did almost 200 years ago when the Thomas family lived in it. I am going to build a fire and make some “welsh cakes” which you can taste after”. Said the human and then continued talking about the family and all of the interesting things in the house. She shared that shipbuilding and agriculture were the main industries early on. “Did you know that Oakville was known as the strawberry capital of Canada once”? She said. She talked about a “rope bed” with a straw mattress and how they washed clothes with a bar of soap, a washing board and a bucket of water. The human also talked about a toy the children might have played with called a “button buzzer”



Activity Page

Make A Button Buzzer

WHAT YOU WILL NEED

- String or Strong Thread
- Ruler
- Large Button
- Scissors

INSTRUCTIONS

STEP 1: The String

With the scissor, cut a length of strong, flexible string about 90 cm long.

STEP 2: Thread the Button

Thread the string through two of the buttonholes. If the button has four holes, place string through diagonal holes.

STEP 3: Tie Ends Together

Tie the two loose ends of the string together into a knot.

READY, SET, TIME TO PLAY!

HOW TO SPIN IT AND MAKE IT BUZZ

- Place the button in the middle of the string loop.
- Place a finger from each hand into the ends of the loop.
- Then, spin the button in one direction around in a circular motion about 20 - 30 times until the string gets tightly twisted.
- After the string is twisted tightly, pull the string apart for a second, then release the pressure. The string will twist back on itself. Pull the string taut again to keep it spinning.
- Continue this in and out motion.
- It may take a while to get the hang of it. Don't give up because it's great fun.



“Ok we are off to another place, follow me,” said Riley

I was hoping we would stay a bit longer because the smell of the “welsh cakes” cooking over the fire made me hungry and I was hoping to try one.


We flew out the door and passed an old white building Riley called the first “Post Office”. Riley said he did not know how it worked, but he knew that many years ago humans sent messages to each other in faraway places in this building.

We zigged and zagged and flew our way over to a blue Colonel William Chisholm sign.



“We are going to use our imagination again,” said Riley

“You see that tall red and white thing over there, it is called a “lighthouse”. The first one was put there in the year 1837, just 10



years after William Chisholm bought the land around here. It was important because it helped to let all of the ship and boat captains

know where the entrance to the creek was and where they could pick up and drop off people and things from their boats.” Riley said. “Close your eyes again and imagine you can see many ships and boats of all different sizes and shapes coming and going past the lighthouse. Most of them had big pieces of cloth, like bedsheets, on them called sails. The wind blew into the sails and this “pushed” them along the lake and the creek. Now imagine all the busy sights and sounds of people getting on and off the ships and boats. There are even people building new ships down by the harbour.

Many of the people are carrying things to where they had horses and wagons waiting. A wagon was used like a truck or a car is used today, to carry people and things. Wagons were all different shapes and sizes but back then they were pulled by horses along roads made of dirt.” said Riley.




“Ok you can open your eyes again,” Riley said

“This big building in front of us is called “Erchless Estate (it is pronounced “Erkless”)” it has had many uses over the almost 200 years it has been here, including being the Chisholm family home for 130 of those years. But today it is a museum, a place, like the Thomas House we were in earlier. Inside you can see what life was like many years ago. They have many interesting stories to share including ones about how some ship captains were part of something called “The Underground Railway”. We don’t have time to fly in today, but it is well worth a visit if you want to learn more about Oakville’s past history.” Riley said



Colouring Page

Colour the 3 signs Em and her friends sat on



“For us, ladybugs’ life has changed very little over the past 200, or even 1,000 years, but the world around us has changed a great deal. All of the things we see today took many, many, years to be created so humans can use them, even the signs we have been sitting on.” Said, Riley.

“We do not have time to discover everything about how Oakville became the great place it is today, but young bugs, you have learned enough about the past to earn your last badge, your history badge. Are there any questions?” asked Riley



Everyone raised their hands because they were eager to learn more about Oakville’s interesting past history. Riley continued answering questions for the next 30 minutes before our parents came to pick us up answering questions like:

- Why don’t we see many horses in town anymore?
- Do boats still bring things into Oakville from other places?
- Do people still make Welsh cakes?
- Was it comfortable to sleep on a straw bed?
- What does a clock do?
- Did trains go through tunnels on the Underground railway?
- Why was it called a “Lighthouse”?
- Erchless is a funny name for a house, why was it called that?
- How did the “Button Buzzer” work, did it really buzz like a bee?
- What other games and toys did humans play with in the past?
- What is the difference between a ship and a boat?
- How many horses did it take to pull a wagon?

That night I was so excited I could hardly sleep. My parents were so proud of me for earning all of my badges and I felt proud of myself. I had learned many new things and I knew that when I woke up in the morning I would be an accomplished young adult ladybug and would have grown into my new adult red shell.

Sure enough, the next morning I looked at my reflection I had a shiny new red wing shell and my badges had stretched and faded into spots just like Mom said they would. I flew off to show them to everyone I met.



DID YOU KNOW THAT STUDENTS
CAN JOIN THE OAKVILLE
HISTORICAL SOCIETY FOR FREE?

IF YOU KNOW ANY YOUNG "BUGS"
WHO MIGHT BE INTERESTED IN
OAKVILLE'S PAST WHY NOT
CONTACT US:

Oakville Historical Society,

110 King St, Oakville ON L6J 1B1

Phone (905) 844-2695

e-mail information@oakvillehistory.org

www.oakvillehistory.org King Street

Or check us out online:

Web Site

Oakville Historical Society

<https://www.oakvillehistory.org>

Facebook Page

@OakvilleHistoricalSociety

<https://www.facebook.com/OakvilleHistoricalSociety>

YouTube Channel

@Oakville Historical Society

<https://www.youtube.com/channel/UCoyAfgr-P7qHxggEJ2tHw8A>

Instagram Page

@Oakvillehistory

https://instagram.com/oldoakville?utm_medium=copy_link